


Norwegian
Cultural Skills
Program

UNIT 2



**NORWEGIAN
LITERATURE**

PART 1: YOUR FAVORITES

PART 2: FICTION

PART 3: NON-FICTION



**SONS OF
NORWAY**

1455 West Lake Street
Minneapolis, MN 55408
www.sonsofnorway.com

Unit 2: Norwegian Literature

INTRODUCTION AND GUIDELINES

In this unit of the Norwegian Cultural Skills Program, we invite you to read and reflect on Norwegian and Norwegian-North American literature.

►For each part of Norwegian Literature, complete activities marked with an asterisk (*) and complete one elective activity (see p. 3-6 for elective activities). You may complete parts 1, 2 and 3 in any order, and books may be read in either English or Norwegian.

►For Part 1 you may choose somewhat freely, while in Parts 2 and 3 we ask you to follow specific guidelines.

►Start by investigating the available Norwegian and Norwegian-North American literature. Make a list, categorizing the books as fiction or nonfiction, and note whether the author is Norwegian (N) or Norwegian-North American (NNA). Fiction may be divided into drama, novels, poetry, short stories, adventure, mystery, folk tales, etc. Nonfiction may be divided into history, biography, modern society, etc.

►Continue developing this reading list if you choose to progress through the three parts of the reading unit.

►Book list p. 15-17

PART 1: YOUR FAVORITES

- *1 a.) Look over your list of Norwegian books.
b.) Select at least two books that you may want to read. Include both fiction and non-fiction books.
c.) Complete one book report or poetry report (see p. 8-9).
d.) Attach it to your Final Report for Part 1.
- *2 Read one book by a Norwegian-North American author.
- *3 Select one elective activity (see p. 3-6) and fulfill requirements.
- *4 Fill in the Report Form (p. 7), ask a lodge officer or a designated person to sign it. Be sure to include the following information:
 - book or poetry report
 - elective activity requirements
 - evaluation form

SEND MATERIALS TO:

CULTURAL SKILLS REPORTS

SONS OF NORWAY

1455 WEST LAKE STREET

MINNEAPOLIS, MN 55408



Example

To fulfill the requirements for Part 1, John and Selma decided to work together and read:

- *Peer Gynt* by Henrik Ibsen (Fiction-N)
- *Kon Tiki* by Thor Heyerdahl (Nonfiction-N)

He chose to report on *Peer Gynt* (see form on p. 8)

She chose to report on *Kon Tiki* (see form on p. 8)

For their Norwegian/North American selection they read:

Continued on p.2

PART 1 CONTINUED

Example continued from p. 1

- *Giants in the Earth* by Ole E. Rølvaag

To fulfill his elective activity John decided to volunteer at a nearby nursing home. Each week for one hour he read to the residents, including selections from Norwegian folk tales, myths and short stories and novels (optional activity #6). For her elective activity, Selma decided to read to her grandchildren.



PART 2: FICTION

- *1 a.) Read five books. Make sure that you have selected books from at least three sub-categories, e.g. novel, drama, folk tales (see Introduction on page 1 for the sub-categories). Two of the books should be by Norwegian/North American authors.
b.) Complete one book report or poetry report (see p. 8-9) and attach it to your final report for Part 2.
- *2 Select one elective activity (see p. 3-6).
- *3 Fill in the Report Form (p. 7), ask a lodge officer or a designated person to sign it. Be sure to include the following :
 - report form A
 - book or poetry report
 - elective activity requirements
 - evaluation form

SEND MATERIALS TO:
CULTURAL SKILLS REPORTS
SONS OF NORWAY
1455 WEST LAKE STREET
MINNEAPOLIS, MN 55408

PART 3: NONFICTION

- *1 a.) Read five books. Make sure that you have selected books from at least three sub-categories, e.g. biography, history, modern society. Norwegian/North Americans should author two of the books.
- b.) Complete a book report on one of the books (see p. 8) to be attached to your final report for Part 3.
- *2 Select one elective activity (see p. 3-6).
- *3 Fill in the Report Form (p. 7), ask a lodge officer or a designated person to sign it. Be sure to include the following information:
- report form A
 - book or poetry report
 - elective activity requirements
 - evaluation form


SEND MATERIALS TO:

CULTURAL SKILLS REPORTS

SONS OF NORWAY

1455 WEST LAKE STREET

MINNEAPOLIS, MN 55408



ELECTIVE ACTIVITIES

This section describes the elective activities you may select for each part of the reading unit. Only one elective activity needs to be completed per part. At the end of this unit you will find an addendum (p. 12-14), which advises you on how to organize some of the activities.

1 Establish a Reading Circle

Establish a reading circle in your lodge or community. Read books by Norwegian or Norwegian-North American authors. Conduct a minimum of four meetings (generally monthly) to discuss the books.

Note: *The organizer of the circle is not expected to make a presentation at any of these meetings. A circle is a group of three or more people organized for the purpose of discussing Norwegian-related books. Make an announcement about the meetings in the lodge newsletter. You may welcome non-members as well. Books chosen are not limited to just one category in the reading unit. Include the printed announcement about your reading circle in your Final Report.*

2 Participate in a Reading Circle

Participate in a reading circle in your lodge or community where Norwegian-related books are the focus of discussion. Attend a minimum of six meetings (generally monthly). Be prepared to list/describe the books discussed at these meetings. This will be part of your Final Report.

3 Start a Book Exchange

Establish a book exchange in your lodge or community. Each member buys a book written by a Norwegian or Norwegian/North American author. The books rotate among the members. Agree on the time period a member may keep the book, e.g. three weeks,

Continued on p. 4

ELECTIVE ACTIVITIES FOR ALL PARTS (CONTINUED)

Continued from p. 3

one month. Eventually, each book is returned to its owner.

Note: *The books are not limited to just one category of literature in the reading unit. There should be a minimum of six participants in the exchange. Make an announcement in the lodge newsletter. Host an initial gathering of the "Exchange Club" to make the first exchange, agree on time, length of meeting, etc. This may be done at a lodge meeting or in a home. There is no need for ongoing formal meetings once procedures are established. For further suggestions, see the addendum at the end of the unit.*

4 Participate in a Book Exchange

Participate in a book exchange in your lodge or community where the books are Norwegian-related.

Complete a minimum of three exchanges. Document in your Final Report.

5 Write a Book Review

Write a short book review on one of your chosen books as a reading requirement for this unit. Submit it to your lodge newsletter for publication or offer to give a short

talk about the book in your lodge or community. Your Final Report should include a copy of the review as it appeared in your lodge newsletter (and/or community newspaper). If you give the report orally at a meeting, ask an officer to verify delivery of the report.

6 Organize a Read-Aloud Program

Organize a read-aloud gathering in your lodge or community and invite the public. Use excerpts from the books you chose to read. Books read for the circle, in the book exchange or on one's own, may be used for the program. Attach a copy of an announcement in the lodge newsletter and/or the local paper with your Final Report, along with a copy of the actual program. An alternative would be to take this program and present it to a senior citizens group, a nursing home, a Lutheran church, your grandchildren or any other group that may be interested.

7 Reading Log

Keep a reading log as you go through one of the books for your reading requirements. At the end of each chapter, act or major section, write your reactions to that portion of the literature. This

resembles diary writing, where you comment on whatever comes to mind following completion of the pages. Date each entry and note the chapter or section. When you finish the book, read over all your entries and write a conclusion about what you gained from keeping this log. Turn in your log as part of the Final Report. *Note: This log is not a substitute for the required book report form. It is considered an additional activity.*

8 Document Ethnic Literature

Visit the local public library or a university library in your vicinity. Inquire about their selection of ethnic literature. Report on the availability of such books at this facility. First, discuss the various ethnic groups represented at this library, noting whether materials are available in the ethnic group's native language. Second, determine whether Norwegian literature is available. Indicate whether there are materials pertaining to all of the categories in the reading unit. Also look up "Norway" and "Norwegian authors" in the card catalogue or online directory to see what you find. Talk to your librarian about what areas are expanding in the ethnic literature category. (For example, certain geographic regions may have

Continued on p. 5

ELECTIVE ACTIVITIES FOR ALL PARTS (CONTINUED)

Continued from p. 4

a larger Spanish or Chinese collection than others.)

Prepare a written list of your findings and attach it to your Final Report.

9 Take a Course in Norwegian Literature

Take a course in any type of Norwegian literature at any school. Write a brief (100–200 word) report on the course content and your own evaluation of the course.

10 Interview a Scandinavian Studies Professor

Interview a university professor specializing in Scandinavian studies. Inquire about this individual's opinion of Norwegian novels, plays or poetry today as compared to early 20th century literature and their knowledge of modern day or emerging Norwegian/North American authors. Discuss the future of ethnic literature in the United States. Take notes and present the interview as part of your Final Report. Find out what courses are offered by this person and/or department. Consider inviting this person to a lodge meeting for a

short talk on these subjects.

Another possibility would be asking him/her to be a guest at a reading circle.

11 Present a Book Fair

Organize a book fair for a lodge meeting, bazaar or other community event. Feature books that people have been reading for the reading unit and/or book exchange. Display books owned personally by individual members and/or the lodge library. Try to include Norwegian books that are available at the local public or university library. This book fair could also include a book sale, including books purchased either from local bookstores and/or other Scandinavian literature sources (try university bookstores or booksellers on the Web). The goal is to promote reading ethnic literature. This could also serve as a kickoff for the reading circle or book exchange. It could even be a fundraiser if people are willing to sell their used books. The focus should be on Norwegian-related books but other categories should not be excluded. A copy of the announcement in the lodge newsletter about the book fair should be attached to the Final Report, along with a short summary

about the book fair itself, including which aspects were popular, whether books were sold, etc.

12 Read and Attend a Performance

Attend a performance of one of the plays you completed for the reading unit requirement (for example, Ibsen's *A Doll House*). Write a review of the play. Describe the insight you gained from seeing the production versus reading it. Include a copy of the play's program in your Final Report, along with your review

13 Create a Poetry Anthology

Create your own poetry anthology. Include at least three poets and a minimum of 12 poems. These works should come from more than one source. Copy the various works and create a booklet. Be sure to list the source for each poem, its title and author. Include a table of contents. Write an introduction describing how you found these various poems, whether they have an overall theme (such as Norway's nature, adapting to America, etc.) and which one you like the best. Poems may be in Norwegian or English. Describe your anthology and include a table of contents, introduction and a list of sources with the Final Report.

14 Writing Fiction about

Continued on p. 6

ELECTIVE ACTIVITIES FOR ALL PARTS (CONTINUED)

Continued from p. 5

Heritage

Write a short story, play or poem about Norway, your Norwegian heritage, etc. Attach the finished document to your Final Report.

15 Read Ethnic Newspapers

Subscribe to or borrow a Norwegian-American newspaper for a period of three months.

Learn as much as you can about events in Norway and Norwegian-North America. In each issue that you review, choose an article that particularly interests you. Either copy or clip it out and attach to a sheet of paper. Briefly describe how this item relates to your interests. Indicate the date and source for each item, for a total of 12 clippings. Attach these to your Final Report and describe this project in the Final Report.

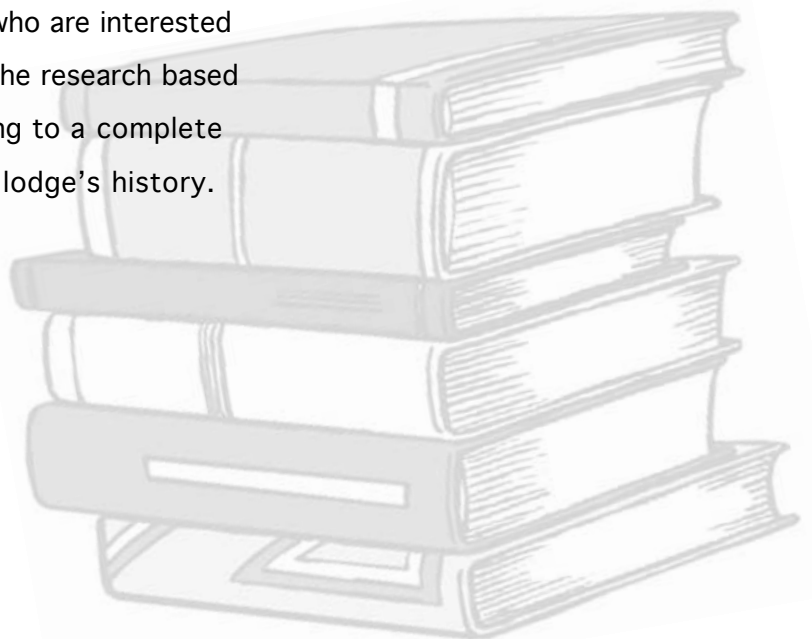
16 Personal

Interview someone who has been in your lodge over 50 years and/or is over 75 years old. If you are working on the history sub-category, focus on what this person can tell you about (a) lodge history and (b) general historical perspective of this person. If you are working on the biography sub-category, focus on

questions about this person's life including his/her early Norwegian heritage (Born in Norway? Spoke Norwegian at home?). Think about some of the topics covered in biographies you have read and ask questions of that nature. Attach your interview findings to your Final Report.

17 History

Research a topic or theme in the history of your lodge. Find out all that you can about that era (it could even be the late 1980s) and write a report. Submit the report to your lodge newsletter or give an oral presentation at a lodge meeting. Have an officer sign and date your report and attach it to the Summary Report. This project could be the start of gathering/completing your lodge's history. Those who are interested could divide up the research based upon eras, leading to a complete version of your lodge's history.



If you intend to complete parts 2 and 3, please make copies of this form for later use.

Report Form A - Final Report

Norwegian Cultural Skills Program

Unit Two: Norwegian Literature

Reading Unit/Part: 1 2 3

Books Read	Title	Author	N=Norw. NNA=Norw./No. Am.
1. Fiction <input type="checkbox"/> Nonfiction <input type="checkbox"/>			
2. Fiction <input type="checkbox"/> Nonfiction <input type="checkbox"/>			
3. Fiction <input type="checkbox"/> Nonfiction <input type="checkbox"/>			
4. Fiction <input type="checkbox"/> Nonfiction <input type="checkbox"/>			
5. Fiction <input type="checkbox"/> Nonfiction <input type="checkbox"/>			
6. Fiction <input type="checkbox"/> Nonfiction <input type="checkbox"/>			

Elective Activity Chosen to Fulfill Requirements for this Category and Level

- | | | |
|---|--|---|
| 1. Reading Circle <input type="checkbox"/> | 7. Reading Log <input type="checkbox"/> | 13. Poetry Anthology <input type="checkbox"/> |
| 2. Participant in Reading Circle <input type="checkbox"/> | 8. Document Ethnic Literature <input type="checkbox"/> | 14. Read and Attend <input type="checkbox"/> |
| 3. Book Exchange <input type="checkbox"/> | 9. Interview Professor <input type="checkbox"/> | 15. Ethnic Newspapers <input type="checkbox"/> |
| 4. Participate in Book Exchange <input type="checkbox"/> | 10. Norwegian Lit. Class <input type="checkbox"/> | 16. Personal Interview <input type="checkbox"/> |
| 5. Write Book Review <input type="checkbox"/> | 11. Book Fair <input type="checkbox"/> | 17. History <input type="checkbox"/> |
| 6. Read-Aloud Program <input type="checkbox"/> | 12. Write Fiction <input type="checkbox"/> | 18. Other-personal choice <input type="checkbox"/>
(submit report) |

Brief Summary of Elective Activity

Please attach sheet if additional space is necessary

.....

Name: _____ Membership Number: _____
 Lodge Name: _____ Lodge Number: _____
 Mailing Address: _____ City: _____ State: _____ Zip: _____
 E-mail Address: _____ Telephone Number: _____
 Pin applied for (check one): Generalist Specialist Mentor
 Have you completed cultural skills units before? Yes No If yes, please specify: _____

Signature (applicant) _____ Date _____

Signature & printed name of Cultural/Social Dir. or designated person _____ Date _____

Mailing address for above listed person _____ City _____ State _____ Zip _____

E-mail address _____ Telephone Number _____

Signature (International Headquarters) _____ Date _____

Mail this form and your report to: **Cultural Skills Program Reports**
Sons of Norway
1455 West Lake St.
Minneapolis, MN 55408

BOOK REPORT FORM FOR FICTION

(Please keep this original and make the necessary copies to complete your reports.)



TITLE _____

AUTHOR _____

SUB-CATEGORY, e.g. adventure _____ PUBLISHER _____ YEAR _____

1. Briefly tell about the main character(s):

2. Describe the major conflicts or key events which kept the story going:

3. Give a synopsis (summary) of the literary work listed:

4. Describe what you learned about Norwegian character or culture from this text:

5. Describe the significance of this literary work to you:

BOOK REPORT FORM FOR NONFICTION

(Please keep this original and make the necessary copies to complete your report.)



TITLE _____

AUTHOR _____

SUB-CATEGORY, e.g. biography _____ PUBLISHER _____ YEAR _____

1. Briefly summarize the major areas of content covered:

2. Describe your first impressions of the subject matter:

3. Describe what you have learned about Norwegian character and culture from this text:

4. Describe your reaction to this book, e.g. Did this book affect your views on life in some way?

EVALUATION FORM

Please keep this original and make the necessary copies to complete your report.

CULTURAL SKILL COMPLETED: NORWEGIAN LITERATURE

Instructions: For each of the seven questions below, please check the box which fits your opinion most accurately. The choices are: **Agree (A)**, **Neutral (N)** and **Disagree (D)**. It would be helpful for improving the unit if you would also add your specific comments in the space provided.

	A	N	D
1. The instructions for this unit were easy to follow	<input type="checkbox"/>	<input type="checkbox"/>	<input type="checkbox"/>
2. The requirements for this unit were reasonable	<input type="checkbox"/>	<input type="checkbox"/>	<input type="checkbox"/>
3. There were enough varied choices for optional activities	<input type="checkbox"/>	<input type="checkbox"/>	<input type="checkbox"/>
4. There were enough instructions and guidelines for doing the activities	<input type="checkbox"/>	<input type="checkbox"/>	<input type="checkbox"/>
5. The unit provided interesting activities	<input type="checkbox"/>	<input type="checkbox"/>	<input type="checkbox"/>
6. The unit increased my understanding of Norwegian heritage	<input type="checkbox"/>	<input type="checkbox"/>	<input type="checkbox"/>
7. The unit promoted my involvement in the lodge	<input type="checkbox"/>	<input type="checkbox"/>	<input type="checkbox"/>

SPECIFIC COMMENTS: In the space below, please add other comments and suggestions you may have with respect to this unit. Your comments are confidential and in no way affect the awarding of your completed pin/bar.

Please send the Evaluation Form to:
Culture Department
Sons of Norway
1455 West Lake Street
Minneapolis, MN 55408

Supplemental information to Cultural Skills Unit 2: Norwegian Literature

Addendum

This section provides some pointers on the following topics that you may chose for your elective activities.

- A. Establish a reading circle
- B. Research a nonfiction subject
- C. Start book exchange
- D. Write a book review
- E. Conduct a personal interview

A. Establish a Reading Circle

To qualify as an elective activity, the reading circle must meet a minimum of four times. There must be at least three participants. A public announcement of the meetings must be made. Below are some suggestions about getting a reading circle started.

- Begin with a core group of four or five people and hold a meeting. Discuss objectives, what types of books you want to read and how the meetings will be structured: Rotating hosts? Refreshments? How will discussions be led?
- After agreeing upon the above listed issues, core members should recruit other members. The chemistry of a group is vital, so make selections carefully. Avoid inviting only those people who share the same opinions.
- Set realistic meeting dates (at least three weeks apart) so people won't feel pressured to meet deadlines. Make sure the books are readily available at the library or in bookstores.
- If you don't know enough people to start a group, consult your local library, book store, church or synagogue to see if it sponsors a group or knows of another club.

B. Research a nonfiction subject

Since you will be presenting this information to lodge members either via the newsletter or orally at a meeting, you want to capture their attention at the outset. Ask yourself, what are the most interesting aspects of your topic? Perhaps you might open with a question. Another technique is to give a startling statistic. Once you have the audience's attention, you should summarize the topic. This can be communicated through the "5 Ws": Who, What, When, Where and Why. These two aspects (attention-getter and 5 Ws) constitute your introduction. Now you will go ahead and share the information you think is the most important. When you have finished, state your conclusion. Regardless of the size of your report, it should be formatted as follows:

- I. Introduction
 - A. Attention-getter
 - B. Who, what, when, where, why
- II. Body
- III. Conclusion

However, if you are writing an article for the newspaper, do not write it in the above format. You simply start with your introduction, leading into the main body of information and finish with your conclusion.

C. Start a Book Exchange

1. Make an announcement about the exchange. Let people know they may choose to use this activity as part of the Cultural Skills Program. Pass around a sign-up sheet at a business meeting and/or announce a planning meeting in your lodge newsletter.
2. Set a time and date for a planning meeting. Invite people to attend. Ask each person to bring a book by a Norwegian or Norwegian/North American author to the meeting. This meeting may be at the lodge during a coffee hour or in a private home.
3. At the planning meeting, decide on when to meet and how often. Consider various rotation systems for the books (alphabetical, draw numbers or whatever you think will work). Initiate the first exchange. Set a date for when people will return the books so another round of exchanges could be made. Perhaps this can be done at lodge meetings. From time to time, make note in the lodge paper about the book exchange and how it is carried out.

D. Suggestions for Writing a Book Review (fiction or nonfiction)

1. Full title, author, copyright date and number of pages.
2. Fiction: Write a brief summary of plot without revealing the outcome. For nonfiction, summarize the major areas of content covered.
3. Explain the significance of the title.
4. Describe your first impressions of the main character or subject matter.
5. Identify what caused a change in the main character and explain how the character changed. For nonfiction, this may be expanded to refer to society or a portion of society.
6. Ask yourself the following:
 - a. What discovery did I make as a result of reading this book?
 - b. How did my perspective change after reading this book?
 - c. How did this book increase my understanding of Norwegian heritage?
7. Choose a memorable passage or two from the book and read aloud as part of your review. Very short excerpts may also be considered for a written review. Be sure to use quotation marks when quoting text in your review.

Some Guidelines for Evaluating a Book Review/Report

- | | | |
|---------------|----|---|
| Introduction: | 1. | Have I included an introduction that identifies the subject of the report?
Have I identified the author(s) and literary work(s) the report will deal with? |
| Statement: | 2. | Have I included a statement that clearly expresses the main point of the report? |
| Development: | 3. | Have I included convincing main points that develop in the body of the report? |
| | 4. | Have I included sufficient evidence from the literary work to support each main point? |
| Conclusion: | 5. | Have I included a conclusion that summarizes the main ideas or that suggests additional ideas for study? |
| Coherence: | 6. | Have I arranged ideas logically and related them clearly to one another? |
| Style: | 7. | Have I varied sentence styles and structure? Have I defined any unfamiliar words or unusual terms?
Have I used vivid and specific words? |
| Tone: | 8. | Have I used language that is appropriate for my purpose and audience? |

E. Suggested Questions for a Personal Interview

1. Describe the place in Norway where you were born.
2. What was life like there?
3. Describe the reasons why you or your family left Norway.
4. How did you leave Norway? Describe the route from your home to the port and how you felt.
5. On what ship did you leave Norway? Describe.
6. Was it steam-powered or only wind?
7. How many immigrants were on the voyage?
8. Describe the voyage—how you slept, ate, sang and how long it was.
9. What port did you land in North America? Describe your first sight of land.
10. Where did you go through customs—describe the experience—what did they ask you?
11. What is the first thing you did in America (or Canada)?
12. Where did you first live in North America? Describe.
13. Describe your first job. How much did you make?
14. Who were your first friends?
15. How did the Americans/Canadians treat you?
16. What did you find different about life in North America and Norway?
17. Were the people different?
18. What were your second and third jobs? Describe.
19. Describe how you met your first boy/girlfriend.
20. After you'd been here awhile—describe your feelings for Norway. Did you write letters home?
21. Did you ever think of going back to Norway to live or to visit?
22. What is your one regret about emigrating from Norway?
23. How many years did it take before you felt like you were an American or Canadian?
24. Describe your association with Sons of Norway. How long have you been a member?
25. What would you like to say to future generations of Norwegians in North America and in Norway?

PARTIAL LIST OF BOOKS AVAILABLE IN NORTH AMERICA

Fiction

Constance Ring
En Glad Gutt
For Love of Norway
House with the Blind Glass Windows
Kristin Lavransdatter
Music From a Blue Well
Nothing Grows by Moonlight
Synnøve Solbakken
The Bridal Wreath
The Cross
The Master of Hestviken
The Mistress of Husaby
View From a Window (short stories)

Authors (Norwegian)

Amalie Skram
Bjørnstjerne Bjørnson
Pål Espolin Johnson
Herbjørg Wassmo
Sigrid Undset
Torborg Nedreaas
Torborg Nedreaas
Bjørnstjerne Bjørnson
Sigrid Undset
Sigrid Undset
Sigrid Undset
Sigrid Undset
Trans. by Elizabeth Rokkan and Ingrid Weatherhead

Fiction

An Untamed Land
Anything Worth Doing
Boat of Longing
First We Have Coffee
Giants in the Earth
Julia's Children
Peder Victorious
Prairie Wind, Blow Me Back
Rølvaag Collection
Sons of the Old Country
The Beckoning
The Cotter's Son
Their Father's God
There Lies a Fair Land—

Authors (Norwegian-North American)

Lauraine Snelling
Hattie Gorsuch
O. E. Rølvaag
Margaret Jensen
O. E. Rølvaag
Margaret Chrislock Gilset
O. E. Rølvaag
Nils Dale
O. E. Rølvaag
Waldemar Ager
Nora Stangland McNab
H. A. Foss
O. E. Rølvaag
Edited by John Solensten

An Anthology of Norwegian-American Writing

Poetry

Breathing Exercise
Scattering Stardust
Selected Poems
Selected Poems
Trusting Your Life to Water and Eternity

Authors (Norwegian)

Rolf Jacobsen, Translated by Olav Grinde
Bente Bratlund Mæland
Olav Hauge, Translated by Robert Bly
Haldis Moren Vesaas,
Translated by Waterfield and Thompson
Olav Hauge, Translated by Robert Bly

Drama

Four Great Plays
Peer Gynt (Norwegian)

Fairytales, Myths & Legends

Fairy Tales from Norway
Norwegian Folk Tales
Norwegian Trolls and Other Tales
Scandinavian Folk Beliefs and Legends
Scandinavian Mythology
Soria Moria Castle
The Norse Myths

History

A Brief History of Norway
Between Rocks and Hard Places
Blow, Silver Wind
Christmas in Norway
Concerning Our Heritage
Defiant Courage
Folklore Fights the Nazis,
Humor in Occupied Norway 1940-1945
From So Many For So Few
Heimskringla
If I Can Do This
In Their Own Words: Letters From
Norwegian Immigrants
King Harald's Saga
Njål's Saga
Norsemen Follow the Trail
Norway 1940-1945:
The Resistance Movement
Norway and the Second World War
Norway and the United States, 1905-1955
Norwegians to America
Notably Norwegian
Of Norwegian Ways
Old Times in Norway
Rogaland A Many Faceted Country
Ross Dane
The Emigrants
The Flying Norseman
The Poetic Edda
The Promise Fulfilled
The Promise of America
The Vikings and America
The Vikings-The British Museum
& Metropolitan Museum of Art
The Vinland Sagas:
The Norse Discovery of America

Author (Norwegian)

Henrik Ibsen
Henrik Ibsen, Trans. Rolf Fjelde

Authors (Norwegian & Nor./North American)

P. Chr. Asbjørnsen & Jørgen Moe
Asbjørnsen and Moe
Florence Ekstrand
R. Kvideland and H. K. Sehmsdorf
H. R. Ellis Davidson
T. Kittelsen
Kevin Crossley-Holland

Authors (Norwegian & Nor./North American)

John Midgaard
Ann Urness Gesme
Erik Bye
Vera Hendriksen
O. E. Rølvaag
Astrid Karlsen Scott & Dr. Thor Haug

Kathleen Stokker
Bent Vanberg
Snorre Sturlason (Icelandic)
Barbara Rostad, Ed.

Solveig Zempel
Trans. Magnusson/Palsson
Trans. Magnusson/Palsson
Ed. Lars Chr. Sande

Riste/Nøkleby
Andenæs/Riste/Skodvin
Wayne Cole
Unverisitetsforlaget
Louise Roalson
Bent Vanberg
Jon Leirfall
Edited by Lars Chr. Sande
Aksel Sandemose
Johan Bojer
Leif Hovelsen
Trans. Lee M. Hollander
Odd S. Lovoll
Odd S. Lovoll
Erik Wahlgren

James Graham-Campbell & Dofydd Kidd

Trans. Magnusson/Palsson

Modern Society

Facts About Norway
Fodors Norway
Norge
Scandinavia–Living Design
To the Top of the World–
The Norwegian Coastal World

Biography

Edvard Grieg: The Man and the Artist
Edvard Munch
Quisling: A Study in Treason

Adventure

Aku Aku
Kon Tiki
The Maldive Mystery

Humor and Human Interest

Helga Hanson's Hotflash Handbook
Leftover Lefse
Leftover Lutefisk
The Last Word on Lefse
The Lutefisk Ghetto

Picture Books

An Album from Western Norway–
Sørland I Våre Hjerter
Norge in Farger

Authors (Norwegian & Nor./North American)

Ed Schibstad

Mittet & Co A/S

Elizabeth Gaynor& Kari Haavisto

Pål Espolin Johnson

Authors (Norwegian & Nor./North American)

Finn Benestad & Dag Schjelderup-Ebbe

Alf Bøe

Oddvar K. Hoidal

Author (Norwegian)

Thor Heyerdahl

Thor Heyerdahl

Thor Heyerdahl

Janet Letnes Martin

Art lee (Norwegian American)

Art Lee (Norwegian American)

Gary Legword

Art Lee (Norwegian American)

Guidebook

Eberh B. Oppi